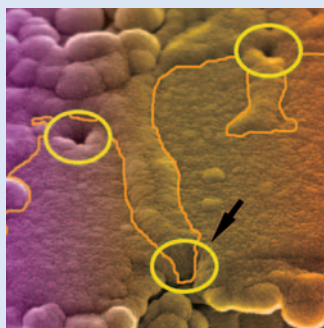
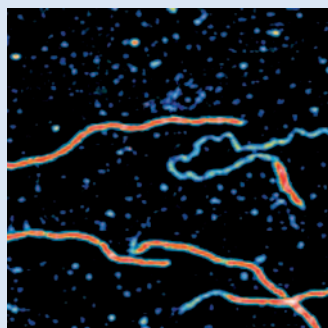
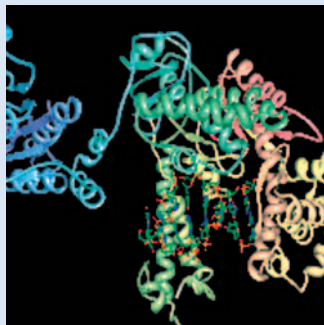



Invitation to authors

# NANOTECHNOLOGY

**Biology and medicine**

**Fast publication • Worldwide visibility • High impact**



Section Editor: Andreas Engel, University of Basel

**FREE online access to  
all published papers for 30 days**

**[www.iop.org/journals/nano](http://www.iop.org/journals/nano)**

**IOP Publishing**

# NANOTECHNOLOGY

**Biology and medicine**

[www.iop.org/journals/nano](http://www.iop.org/journals/nano)

## SECTION EDITOR



"The biology and medicine section in *Nanotechnology* provides a highly

visible platform to present advanced results in nano biomedicine. We invite papers in the area of life sciences where structure, properties or observation on the nanometre scale are critical."

**Andreas Engel,**  
University of Basel

IMPACT FACTOR  
**3.037\***

\* As listed in ISI® 2006 Science Citation Index Journal citation reports

## Recent papers:


- Cell investigation of nanostructures: zero-mode waveguides for plasma membrane studies with single molecule resolution **M Moran-Mirabal, J Torres, T Samiee, A Baird and G Craighead** 2007 *Nanotechnology* **18** 195101
- *In situ* observation of fluoride-ion-induced hydroxyapatite–collagen detachment on bone fracture surfaces by atomic force microscopy  
**J H Kindt, P J Thurner, M E Lauer, B L Bosma, G Schitter, G E Fantner, M Izumi, J C Weaver, D E Morse and P K Hansma** 2007 *Nanotechnology* **18** 135102
- Analysis of structural order in amyloid fibrils **P J Knowles, F Smith, L Devlin, M Dobson and E Welland** 2007 *Nanotechnology* **18** 044031
- A chlorite mineral surface actively drives the deposition of DNA molecules in stretched conformations **M Antognozzi, A. Wotherspoon, J M Hayes, M J Miles, M D Szczelkun and G Valdre** 2006 *Nanotechnology* **17** 3897–3902

## Why publish your work in *Nanotechnology*?

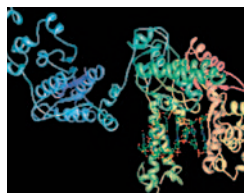
- Free online access for 30 days to all published papers, giving your peers the chance to read and cite your article
- Extra promotion through the IOP Publishing website, [nanotechweb.org](http://nanotechweb.org) and through press releases
- High impact factor
- Average publication time of less than three months
- Papers are published online as soon as they are ready, in advance of printed version
- Fully electronic publication process and easy online tracking of your paper

## Contact us

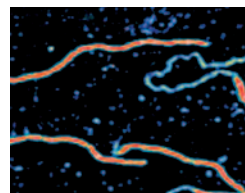
To submit your next paper please go to [www.iop.org/journals/authorsubs](http://www.iop.org/journals/authorsubs)  
For more information visit [www.iop.org/journals/nano](http://www.iop.org/journals/nano) or e-mail us at [nano@iop.org](mailto:nano@iop.org)



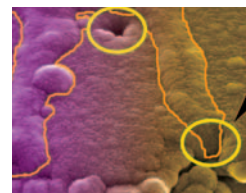
A chlorite mineral surface actively drives the deposition of DNA molecules in stretched conformations  
**M Antognozzi et al** 2006  
*Nanotechnology* **17** 3897–3902



Ribbon representation of a *Taq* DNA polymerase with DNA strand  
**Changqing Yi et al** 2007  
*Nanotechnology* **18** 025102



High-resolution AFM image of a triplex DNA  
**D Klinov et al** 2007  
*Nanotechnology* **18** 225102



SEM image of RBL cells cultured on nanostructured substrates  
**J M Moran-Mirabal et al** 2007  
*Nanotechnology* **18** 195101